

QUANT ANALYZER REPORT

Backtest Gold Run - Marketplace

Source: MT5Report

Symbol: XAUUSDfeb2023.tick Period: unknown : 07.12.2015 - 04.01.2023
 Initial deposit: 10000.0
 Parameters: -

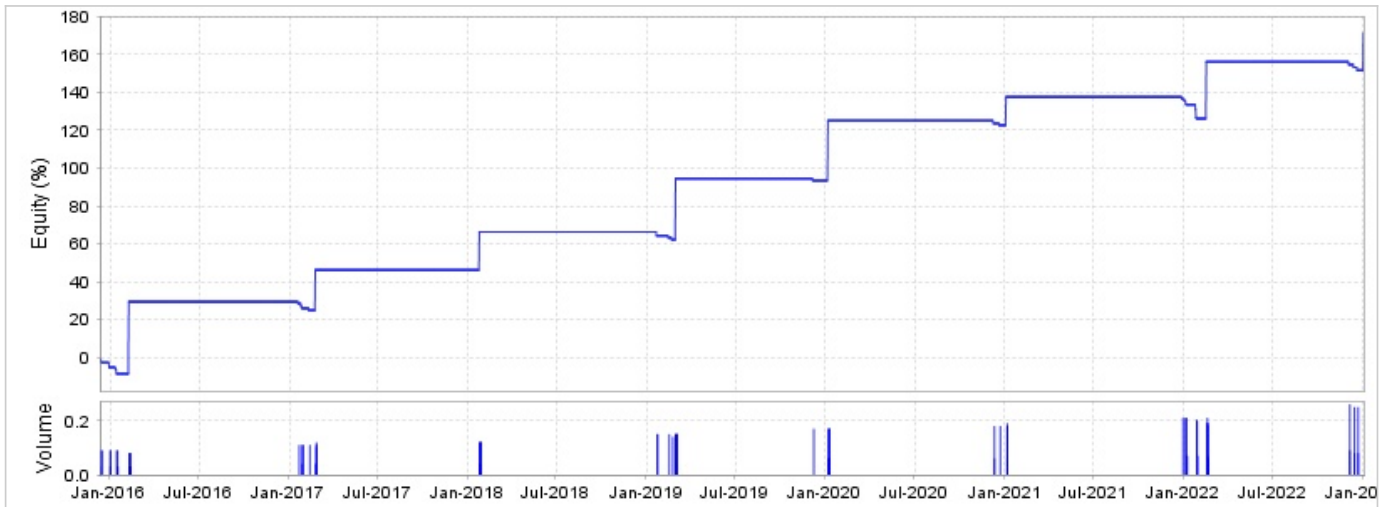
TOTAL PROFIT

433.04 %

PROFIT IN MONEY: \$ 43304.43
 YRLY AVG PROFIT: 273.63 %
 YRLY AVG % RET: 273.63 %
 CAGR: 20.43 %

# OF TRADES	SHARPE RATIO	PROFIT FACTOR	RETURN / DD RATIO	WINNING %
128	0.64	5.56	40.28	64.84 %
DRAWDOWN	% DRAWDOWN	DAILY AVG PROFIT	MTHLY AVG PROFIT	AVERAGE TRADE
4122.5 %	10.75 %	1.13 %	22.79 %	338.32 %
ANNUAL% / MAX DD%	R EXPECTANCY	R EXP SCORE	SQN	SQN SCORE
1.9	1.6 R	129.68 R	6.38	2.49

generated by Quant Analyzer



MONTHLY PERFORMANCE (%)

Year	Jan	Feb	Mar	Apr	May	Jun	Jul	Aug	Sep	Oct	Nov	Dec	YTD
2023	19.59	0	0	0	0	0	0	0	0	0	0	0	19.59
2022	-10.34	29.91	0	0	0	0	0	0	0	0	0	-4.46	15.12
2021	14.93	0	0	0	0	0	0	0	0	0	0	-0.98	13.95
2020	31.59	0	0	0	0	0	0	0	0	0	0	-2.52	29.07
2019	-2.04	-2.05	32.22	0	0	0	0	0	0	0	0	-0.98	27.15
2018	20.09	0	0	0	0	0	0	0	0	0	0	0	20.09
2017	-3.52	20.25	0	0	0	0	0	0	0	0	0	0	16.72
2016	-3.34	37.98	0	0	0	0	0	0	0	0	0	0	34.65
2015	0	0	0	0	0	0	0	0	0	0	0	-5.14	-5.14

STATS

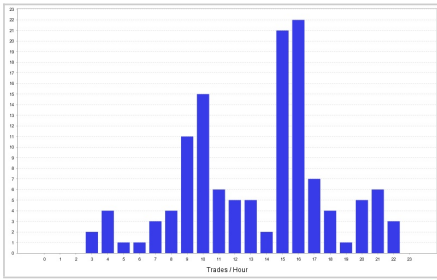
Strategy

Wins/Losses Ratio	1.84	Payout Ratio (Avg Win/Loss)	3.01	Average # of Bars in Trade	0
AHPR	1.34	Z-Score	-8.54	Z-Probability	0 %
Expectancy	3.38	Deviation	334.99 %	Exposure	-999999999 %
Stagnation in Days	438	Stagnation in %	16.94 %		

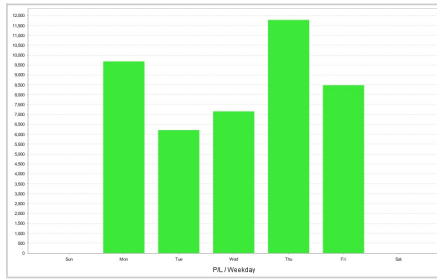
Trades

# of Wins	83	# of Losses	45	# of Cancelled/Expired	0
Gross Profit	528.03 %	Gross Loss	-94.99 %	Average Win	6.36 %
Largest Win	21.81 %	Largest Loss	-4.72 %	Max Consec Wins	19
Avg Consec Wins	10.38	Avg Consec Loss	5.63	Avg # of Bars in Wins	0
				Average Loss	-2.11 %
				Max Consec Losses	14
				Avg # of Bars in Losses	0

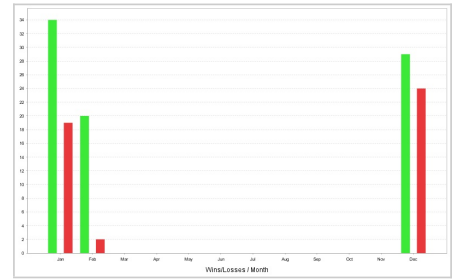
CHARTS



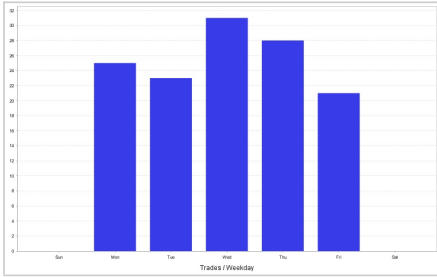
Trades by hour



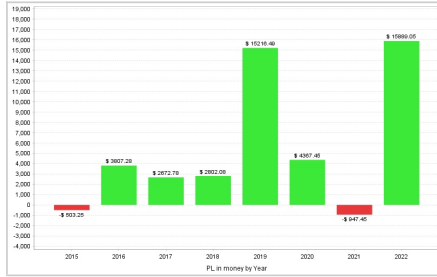
P/L by weekday



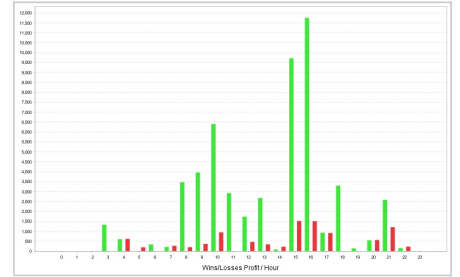
Wins/Losses by month



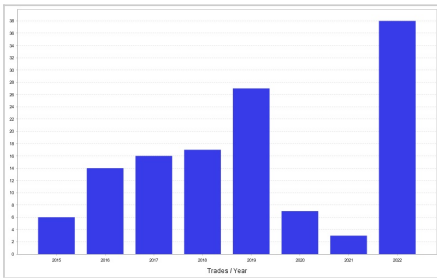
Trades by weekday



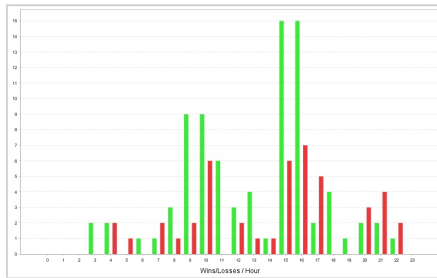
P/L by year



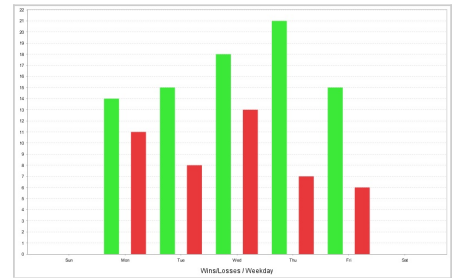
Wins/Losses Profit by hour



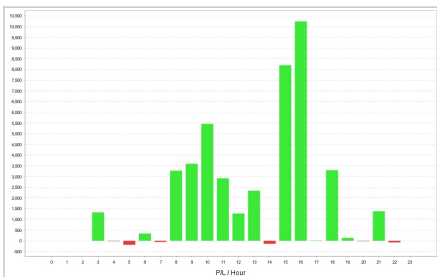
Trades by year



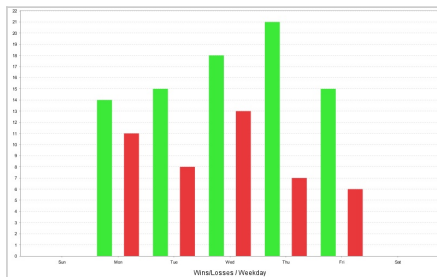
Wins/Losses by hour



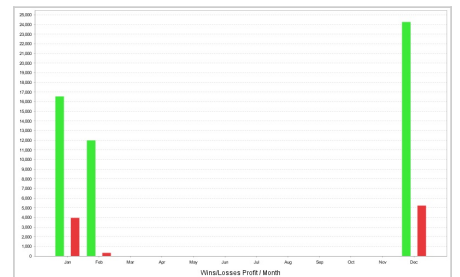
Wins/Losses by weekday



P/L by hour



Wins/Losses by weekday



Wins/Losses Profit by month

TRADES

Ticket	Type	Open time	Open price	Size	Close time	Close price	Profit/Loss	Balance	Drawdown	% Drawdown
2	Buy	07.12.2015 15:29:54	1080.31	0.03	11.12.2015 12:44:04	1064.06	-0.49 %	0.0 %	-48.75	-0.4875
3	Buy	07.12.2015 22:03:21	1072.24	0.09	11.12.2015 12:44:04	1064.06	-0.98 %	0.0 %	-146.309999999995	-1.46309999999995
4	Buy	09.12.2015 17:46:07	1074.9	0.09	14.12.2015 23:50:49	1059.61	-1.15 %	0.0 %	-259.9799999999956	-2.599799999999957
9	Buy	23.12.2015 10:58:48	1072.23	0.09	30.12.2015 15:38:45	1061.33	-1.01 %	0.0 %	-358.0799999999999	-3.580799999999999
10	Buy	24.12.2015 12:40:44	1072.08	0.09	30.12.2015 15:38:45	1061.33	-1.0 %	0.0 %	-454.8299999999999	-4.548299999999999
8	Buy	22.12.2015 15:30:42	1076.82	0.03	30.12.2015 16:21:03	1060.68	-0.51 %	0.0 %	-503.25	-5.0325
16	Buy	11.01.2016 17:25:02	1097.49	0.09	12.01.2016 14:43:52	1086.3	-1.06 %	0.0 %	-603.9599999999991	-6.039599999999991
18	Buy	14.01.2016 09:00:01	1090.99	0.09	14.01.2016 19:24:09	1078.3	-1.22 %	0.0 %	-718.1699999999983	-7.181699999999982
14	Buy	05.01.2016 20:08:35	1077.13	0.03	14.01.2016 20:18:40	1076.48	-0.53 %	0.0 %	-767.1899999999987	-7.671899999999987
15	Buy	07.01.2016 10:25:14	1092.82	0.03	14.01.2016 20:23:38	1073.9	-0.53 %	0.0 %	-816.3899999999994	-8.163899999999995
19	Buy	14.01.2016 09:18:42	1090.3	0.03	08.02.2016 16:23:58	1185.99	1.05 %	0.0 %	-719.6399999999994	-7.196399999999994
23	Buy	18.01.2016 10:19:37	1088.96	0.03	08.02.2016 16:23:58	1185.99	1.97 %	0.0 %	-536.5499999999993	-5.365499999999993

27	Buy	26.01.2016 16:18:01	1110.66	0.03	08.02.2016 16:23:58	1185.99	2.17 %	0.0 %	-331.46999999999935	-3.3146999999999935
28	Buy	27.01.2016 10:25:32	1117.63	0.03	08.02.2016 16:23:58	1185.99	2.34 %	0.0 %	-105.47999999999956	-1.0547999999999957
24	Buy	18.01.2016 10:29:21	1088.18	0.08	08.02.2016 16:23:58	1185.99	5.7 %	0.0 %	-0.0	-0.0
25	Buy	21.01.2016 15:37:15	1094.97	0.08	08.02.2016 16:23:58	1185.99	6.86 %	0.0 %	-0.0	-0.0
26	Buy	22.01.2016 10:25:40	1096.31	0.08	08.02.2016 16:23:58	1185.99	6.52 %	0.0 %	-0.0	-0.0
30	Buy	02.02.2016 09:31:12	1124.96	0.03	08.02.2016 16:23:58	1185.99	2.45 %	0.0 %	-0.0	-0.0
29	Buy	28.01.2016 16:14:49	1115.52	0.08	08.02.2016 16:23:58	1185.99	6.42 %	0.0 %	-0.0	-0.0
31	Buy	05.02.2016 15:44:19	1153.74	0.03	08.02.2016 16:23:58	1185.99	2.52 %	0.0 %	-0.0	-0.0
46	Buy	13.01.2017 16:20:36	1192.39	0.11	19.01.2017 16:53:52	1196.18	-1.0 %	0.0 %	-133.3199999999997	-1.0021023704847307
48	Buy	18.01.2017 22:01:36	1208.3	0.11	25.01.2017 16:15:00	1199.61	-0.97 %	0.0 %	-261.3600000000006	-1.9645175183760153
42	Buy	06.01.2017 07:49:44	1175.96	0.04	25.01.2017 16:33:04	1195.04	-0.55 %	0.0 %	-333.2000000000007	-2.5045042742687795
50	Buy	24.01.2017 20:09:04	1211.25	0.11	27.01.2017 15:47:04	1180.6	-1.0 %	0.0 %	-462.89000000000124	-3.479321679220516
55	Buy	01.02.2017 17:03:57	1202.27	0.11	10.02.2017 03:11:21	1222.56	-1.04 %	0.0 %	-596.4300000000021	-4.483077683979983
60	Buy	17.02.2017 22:18:37	1235.25	0.1	23.02.2017 18:00:13	1250.32	1.19 %	0.0 %	-445.7300000000014	-3.350338205791789
43	Buy	10.01.2017 14:54:41	1182.07	0.04	23.02.2017 18:00:13	1250.32	0.6 %	0.0 %	-368.0500000000011	-2.766454976424445
56	Buy	03.02.2017 15:30:01	1210.2	0.11	23.02.2017 18:00:13	1250.32	3.41 %	0.0 %	-0.0	-0.0
45	Buy	12.01.2017 20:10:12	1198.22	0.04	23.02.2017 18:00:13	1250.32	1.26 %	0.0 %	-0.0	-0.0
58	Buy	09.02.2017 17:04:55	1234.7	0.11	23.02.2017 18:00:13	1250.32	3.9 %	0.0 %	-0.0	-0.0
47	Buy	18.01.2017 07:26:15	1213.0	0.04	23.02.2017 18:00:13	1250.32	1.48 %	0.0 %	-0.0	-0.0
54	Buy	01.02.2017 15:15:00	1208.02	0.04	23.02.2017 18:00:13	1250.32	1.91 %	0.0 %	-0.0	-0.0
57	Buy	07.02.2017 09:54:13	1230.9	0.04	23.02.2017 18:00:13	1250.32	2.04 %	0.0 %	-0.0	-0.0
44	Buy	11.01.2017 16:47:23	1182.46	0.12	23.02.2017 18:00:13	1250.32	5.48 %	0.0 %	-0.0	-0.0
73	Buy	04.01.2018 03:18:54	1307.6	0.12	24.01.2018 16:52:26	1354.99	1.63 %	0.0 %	-0.0	-0.0
75	Buy	05.01.2018 16:17:25	1314.51	0.12	24.01.2018 16:52:26	1354.99	1.6 %	0.0 %	-0.0	-0.0
76	Buy	08.01.2018 09:58:57	1316.01	0.12	24.01.2018 16:52:26	1354.99	2.88 %	0.0 %	-0.0	-0.0
77	Buy	11.01.2018 09:44:06	1316.13	0.12	24.01.2018 16:52:26	1354.99	2.81 %	0.0 %	-0.0	-0.0
70	Buy	19.12.2017 15:19:13	1261.76	0.04	24.01.2018 16:52:26	1354.99	0.84 %	0.0 %	-0.0	-0.0
78	Buy	16.01.2018 11:19:44	1333.82	0.12	24.01.2018 16:52:26	1354.99	2.81 %	0.0 %	-0.0	-0.0
71	Buy	28.12.2017 15:14:31	1289.2	0.04	24.01.2018 16:52:26	1354.99	0.93 %	0.0 %	-0.0	-0.0
72	Buy	03.01.2018 04:42:48	1313.92	0.04	24.01.2018 16:52:26	1354.99	1.47 %	0.0 %	-0.0	-0.0
74	Buy	05.01.2018 08:17:59	1318.91	0.04	24.01.2018 16:52:26	1354.99	2.05 %	0.0 %	-0.0	-0.0
79	Buy	23.01.2018 16:05:12	1333.67	0.12	24.01.2018 16:52:26	1354.99	3.07 %	0.0 %	-0.0	-0.0
91	Buy	10.12.2018 21:15:17	1242.29	0.15	21.01.2019 10:48:46	1278.93	-1.01 %	0.0 %	-193.95000000000073	-1.0148451517401536
92	Buy	11.12.2018 17:25:29	1244.11	0.15	21.01.2019 14:41:59	1276.85	-1.02 %	0.0 %	-387.75	-2.028905427106177
95	Buy	19.12.2018 21:01:44	1247.23	0.15	14.02.2019 14:49:13	1302.51	-1.03 %	0.0 %	-581.4000000000015	-3.04218082609809
113	Buy	11.02.2019 05:02:21	1311.72	0.14	21.02.2019 23:34:50	1320.78	-1.01 %	0.0 %	-769.2800000000025	-4.025264647232095
90	Buy	10.12.2018 10:57:28	1246.71	0.05	01.03.2019 01:02:13	1313.74	-0.28 %	0.0 %	-819.8800000000001	-4.290029610769348

114	Buy	13.02.2019 13:21:17	1310.94	0.14	01.03.2019 01:02:13	1313.74	0.21 %	0.0 %	-780.6800000000003	-4.08491525166538
117	Buy	21.02.2019 11:12:12	1334.2	0.14	01.03.2019 01:02:13	1313.74	0.15 %	0.0 %	-752.4000000000015	-3.936939892597526
93	Buy	18.12.2018 16:10:14	1246.54	0.05	01.03.2019 01:02:13	1313.74	-0.19 %	0.0 %	-786.75	-4.116676582271528
94	Buy	19.12.2018 11:53:42	1248.61	0.05	01.03.2019 01:02:13	1313.74	0.05 %	0.0 %	-776.9000000000015	-4.065136367037503
96	Buy	21.12.2018 11:24:52	1257.79	0.05	01.03.2019 01:02:13	1313.74	0.43 %	0.0 %	-697.8500000000022	-3.6515065178750485
97	Buy	24.12.2018 12:55:14	1260.61	0.05	01.03.2019 01:02:13	1313.74	0.6 %	0.0 %	-586.9500000000007	-3.0712212519406115
99	Buy	02.01.2019 20:50:18	1279.35	0.15	01.03.2019 01:02:13	1313.74	2.02 %	0.0 %	-213.4500000000073	-1.1168790803760542
101	Buy	04.01.2019 15:30:01	1287.25	0.15	01.03.2019 01:02:13	1313.74	2.04 %	0.0 %	-0.0	-0.0
98	Buy	26.12.2018 19:27:42	1271.33	0.05	01.03.2019 01:02:13	1313.74	0.7 %	0.0 %	-0.0	-0.0
102	Buy	07.01.2019 17:41:35	1288.06	0.15	01.03.2019 01:02:13	1313.74	2.05 %	0.0 %	-0.0	-0.0
100	Buy	03.01.2019 13:26:55	1286.91	0.05	01.03.2019 01:02:13	1313.74	1.07 %	0.0 %	-0.0	-0.0
103	Buy	10.01.2019 15:46:06	1291.56	0.05	01.03.2019 01:02:13	1313.74	1.33 %	0.0 %	-0.0	-0.0
109	Buy	28.01.2019 16:21:55	1297.93	0.05	01.03.2019 01:02:13	1313.74	1.38 %	0.0 %	-0.0	-0.0
104	Buy	10.01.2019 18:24:18	1288.84	0.15	01.03.2019 01:02:13	1313.74	2.51 %	0.0 %	-0.0	-0.0
110	Buy	30.01.2019 15:01:13	1311.77	0.05	01.03.2019 01:02:13	1313.74	1.54 %	0.0 %	-0.0	-0.0
111	Buy	31.01.2019 18:43:13	1320.61	0.05	01.03.2019 01:02:13	1313.74	1.57 %	0.0 %	-0.0	-0.0
105	Buy	11.01.2019 16:12:36	1289.77	0.15	01.03.2019 01:02:13	1313.74	4.59 %	0.0 %	-0.0	-0.0
106	Buy	17.01.2019 15:31:20	1291.86	0.15	01.03.2019 01:02:13	1313.74	4.59 %	0.0 %	-0.0	-0.0
116	Buy	19.02.2019 06:43:44	1323.86	0.05	01.03.2019 01:02:13	1313.74	1.41 %	0.0 %	-0.0	-0.0
112	Buy	04.02.2019 03:02:26	1315.42	0.15	01.03.2019 01:02:13	1313.74	4.44 %	0.0 %	-0.0	-0.0
141	Buy	02.12.2019 09:15:08	1458.72	0.17	06.12.2019 18:16:49	1458.66	-0.98 %	0.0 %	-247.0099999999984	-0.9802571503292397
151	Buy	31.12.2019 16:33:22	1520.06	0.05	06.01.2020 17:41:28	1563.46	0.87 %	0.0 %	-30.0099999999984	-0.11909443780162383
140	Buy	02.12.2019 04:35:37	1459.84	0.06	06.01.2020 17:41:28	1563.46	1.32 %	0.0 %	-0.0	-0.0
142	Buy	04.12.2019 11:14:33	1475.51	0.06	06.01.2020 17:41:28	1563.46	2.01 %	0.0 %	-0.0	-0.0
143	Buy	06.12.2019 08:05:22	1473.19	0.17	06.01.2020 17:41:28	1563.46	5.64 %	0.0 %	-0.0	-0.0
146	Buy	12.12.2019 16:49:10	1471.05	0.17	06.01.2020 17:41:28	1563.46	5.43 %	0.0 %	-0.0	-0.0
145	Buy	12.12.2019 16:40:07	1476.44	0.06	06.01.2020 17:41:28	1563.46	1.8 %	0.0 %	-0.0	-0.0
147	Buy	18.12.2019 13:36:01	1475.62	0.17	06.01.2020 17:41:28	1563.46	5.33 %	0.0 %	-0.0	-0.0
148	Buy	20.12.2019 10:02:13	1478.11	0.06	06.01.2020 17:41:28	1563.46	1.7 %	0.0 %	-0.0	-0.0
150	Buy	27.12.2019 09:36:57	1508.04	0.06	06.01.2020 17:41:28	1563.46	1.97 %	0.0 %	-0.0	-0.0
149	Buy	20.12.2019 18:24:36	1477.23	0.17	06.01.2020 17:41:28	1563.46	5.53 %	0.0 %	-0.0	-0.0
163	Buy	09.12.2020 04:35:20	1865.94	0.06	09.12.2020 17:00:36	1837.96	-0.49 %	0.0 %	-167.87999999999738	-0.4938318089104972
164	Buy	09.12.2020 13:41:34	1854.5	0.18	09.12.2020 20:15:56	1835.75	-1.0 %	0.0 %	-505.3799999999974	-1.4866137692827595
168	Buy	16.12.2020 21:15:11	1847.58	0.18	21.12.2020 12:06:44	1859.86	-1.03 %	0.0 %	-849.0	-2.49739817586978
169	Buy	21.12.2020 12:02:36	1878.95	0.18	04.01.2021 15:22:09	1938.24	3.22 %	0.0 %	-0.0	-0.0
167	Buy	16.12.2020 15:16:24	1855.9	0.06	04.01.2021 15:22:09	1938.24	1.44 %	0.0 %	-0.0	-0.0
171	Buy	28.12.2020 08:30:25	1878.95	0.18	04.01.2021 15:22:09	1938.24	4.7 %	0.0 %	-0.0	-0.0

162	Buy	07.12.2020 10:31:49	1831.75	0.19	04.01.2021 15:22:09	1938.24	5.57 %	0.0 %	-0.0	-0.0
176	Buy	20.12.2021 15:29:57	1794.93	0.21	29.12.2021 15:10:46	1790.51	-0.98 %	0.0 %	-377.1600000000035	-0.9831391479721479
178	Buy	28.12.2021 20:41:02	1808.47	0.21	03.01.2022 17:16:03	1799.6	-1.0 %	0.0 %	-757.2600000000002	-1.9739419641356024
177	Buy	23.12.2021 16:32:01	1804.29	0.07	06.01.2022 10:27:37	1797.34	-0.51 %	0.0 %	-947.4500000000044	-2.4697083087978764
181	Buy	03.01.2022 15:10:00	1817.7	0.21	06.01.2022 10:27:38	1797.28	-1.02 %	0.0 %	-1327.9700000000012	-3.4616059347029435
180	Buy	03.01.2022 07:25:03	1824.51	0.07	07.01.2022 15:36:37	1785.88	-0.52 %	0.0 %	-1520.2600000000002	-3.9628463280732995
191	Buy	13.01.2022 17:32:49	1816.61	0.2	26.01.2022 21:41:48	1823.5	-1.0 %	0.0 %	-1889.0600000000005	-4.924193548807544
192	Buy	14.01.2022 16:32:03	1820.12	0.2	26.01.2022 21:45:50	1818.75	-1.01 %	0.0 %	-2256.2600000000002	-5.881370065764185
183	Buy	05.01.2022 08:53:04	1813.35	0.07	26.01.2022 21:45:52	1818.22	-0.54 %	0.0 %	-2450.5100000000002	-6.3877195712620845
194	Buy	21.01.2022 10:17:20	1832.83	0.2	27.01.2022 04:01:03	1814.65	-1.01 %	0.0 %	-2814.1100000000006	-7.3355120047191535
188	Buy	11.01.2022 16:02:16	1803.83	0.07	27.01.2022 08:13:55	1812.03	-0.54 %	0.0 %	-3006.5400000000001	-7.8371173346700465
195	Buy	25.01.2022 12:30:14	1837.11	0.2	27.01.2022 15:51:35	1801.87	-1.03 %	0.0 %	-3371.5400000000001	-8.78855913393251
197	Buy	26.01.2022 16:11:05	1841.94	0.2	27.01.2022 15:55:42	1798.13	-1.06 %	0.0 %	-3741.1399999999994	-9.751991706555538
189	Buy	12.01.2022 10:01:55	1815.95	0.07	27.01.2022 17:35:16	1796.13	-0.55 %	0.0 %	-3932.0999999999985	-10.249765202410767
190	Buy	13.01.2022 10:34:19	1823.41	0.07	28.01.2022 12:38:42	1788.75	-0.55 %	0.0 %	-4122.5	-10.746078951943849
215	Buy	15.02.2022 13:45:39	1851.39	0.18	17.02.2022 18:46:21	1898.81	2.49 %	0.0 %	-3268.9400000000023	-8.521112754194627
209	Buy	08.02.2022 09:21:30	1817.96	0.06	17.02.2022 18:46:21	1898.81	0.52 %	0.0 %	-3087.8000000000003	-8.048936952774348
207	Buy	03.02.2022 09:30:59	1803.87	0.19	17.02.2022 18:46:21	1898.81	2.48 %	0.0 %	-2213.0400000000001	-5.768708929972061
210	Buy	09.02.2022 16:03:53	1825.86	0.06	17.02.2022 18:46:21	1898.81	1.11 %	0.0 %	-1811.7600000000002	-4.722696422552773
211	Buy	10.02.2022 10:29:15	1831.93	0.06	17.02.2022 18:46:21	1898.81	1.2 %	0.0 %	-1374.0600000000005	-3.581748270396123
213	Buy	15.02.2022 10:23:30	1868.62	0.06	17.02.2022 18:46:21	1898.81	1.31 %	0.0 %	-888.96000000000064	-2.3172430188283983
208	Buy	04.02.2022 15:31:57	1805.31	0.19	17.02.2022 18:46:21	1898.81	3.71 %	0.0 %	-0.0	-0.0
212	Buy	10.02.2022 15:30:30	1825.59	0.19	17.02.2022 18:46:21	1898.81	4.57 %	0.0 %	-0.0	-0.0
214	Buy	15.02.2022 11:27:03	1852.77	0.19	17.02.2022 18:46:21	1898.81	4.44 %	0.0 %	-0.0	-0.0
193	Buy	20.01.2022 18:22:56	1839.52	0.07	17.02.2022 18:46:21	1898.81	1.57 %	0.0 %	-0.0	-0.0
196	Buy	26.01.2022 09:39:45	1845.97	0.07	17.02.2022 18:46:21	1898.81	1.53 %	0.0 %	-0.0	-0.0
184	Buy	05.01.2022 21:12:59	1815.4	0.21	17.02.2022 18:46:21	1898.81	4.98 %	0.0 %	-0.0	-0.0
229	Buy	02.12.2022 15:45:33	1779.72	0.26	05.12.2022 19:10:22	1770.2	-1.01 %	0.0 %	-466.18000000000003	-1.014462697964177
228	Buy	02.12.2022 15:30:01	1791.0	0.09	05.12.2022 19:14:12	1769.17	-0.43 %	0.0 %	-662.65000000000015	-1.4420046051009547
234	Buy	12.12.2022 04:17:10	1788.53	0.25	15.12.2022 10:14:36	1781.83	-0.98 %	0.0 %	-1107.65000000000015	-2.410377123428765
233	Buy	08.12.2022 16:43:11	1784.93	0.08	15.12.2022 10:21:18	1778.52	-0.48 %	0.0 %	-1324.2099999999991	-2.881637241561503
236	Buy	14.12.2022 21:00:06	1799.63	0.25	22.12.2022 20:00:05	1790.44	-1.06 %	0.0 %	-1795.9599999999991	-3.9082209168899174
235	Buy	14.12.2022 14:41:47	1805.59	0.08	22.12.2022 20:21:01	1787.03	-0.49 %	0.0 %	-2013.2399999999998	-4.381047839996132
239	Buy	19.12.2022 15:55:38	1791.39	0.08	04.01.2023 09:32:32	1854.48	0.72 %	0.0 %	-1694.68000000000003	-3.6878236839545475
246	Buy	27.12.2022 16:13:06	1803.33	0.24	04.01.2023 09:32:32	1854.48	2.6 %	0.0 %	-542.44000000000023	-1.180413458071325
241	Buy	21.12.2022 21:54:05	1814.19	0.08	04.01.2023 09:32:32	1854.48	0.88 %	0.0 %	-142.44000000000233	-0.3099662505856529
247	Buy	28.12.2022 10:14:13	1806.47	0.24	04.01.2023 09:32:32	1854.48	2.68 %	0.0 %	-0.0	-0.0

245	Buy	27.12.2022 16:10:01	1804.48	0.08	04.01.2023 09:32:32	1854.48	1.07 %	0.0 %	-0.0	-0.0
240	Buy	19.12.2022 16:39:53	1789.99	0.25	04.01.2023 09:32:32	1854.48	3.39 %	0.0 %	-0.0	-0.0
248	Buy	30.12.2022 12:30:31	1814.66	0.08	04.01.2023 09:32:32	1854.48	1.13 %	0.0 %	-0.0	-0.0
242	Buy	22.12.2022 15:48:55	1809.31	0.25	04.01.2023 09:32:32	1854.48	3.32 %	0.0 %	-0.0	-0.0
230	Buy	05.12.2022 16:39:30	1788.13	0.26	04.01.2023 09:32:32	1854.48	3.78 %	0.0 %	-0.0	-0.0

Report generated by Quant Analyzer